

The Importance of Water Watcher Cards

The Water Watcher Card is a tool developed to encourage active supervision whenever children are in, on, or around water. The Water Watcher Card designates the person who has the responsibility for watching the children. Adults agree to share this responsibility and pass the Water Watcher Card within designated time periods, such as every 15 minutes, to ensure that someone is actively supervising all children in, on, or around water.

Utilizing the Water Watcher Cards means that there are no gaps in active supervision.

Remember:

- Children drown quickly and silently - in a matter of seconds.
- Adults who were present when a child drowns were often distracted in some way, by talking on the phone, chatting with other adults, or reading.
- Children under five and adolescents between the ages of 15-24 have the highest drowning rates. (source: U.S. Centers for Disease Control and Prevention)
- It is estimated that for each drowning death, there are 1 to 4 nonfatal submersions serious enough to result in hospitalization. Children who still require cardiopulmonary resuscitation (CPR) at the time they arrive at the emergency department have a poor prognosis, with at least half of survivors suffering significant neurologic impairment. (source: American Academy of Pediatrics)
- According to the U.S. Consumer Product Safety Commission, a child can drown in the time it takes to answer a phone.
- Of all preschoolers who drown, 70% are in the care of one or both parents at the time of the drowning and 75% are missing from sight for five minutes or less. (source: Orange County, CA, Fire Authority)

There is no “Waterproof” or “Drownproof.” There is always RISK around water, no matter swim abilities.





Water
Watcher



dear Mom,
While wearing this tag, will
you accept responsibility for guarding
the pool to protect me from drowning?
Please do not ever leave the pool area
without a replacement at any time.

Love,

Lauren







* Are prepared to respond if an emergency arises.

* Enforce safe behaviors in and around water.

* Avoid distractions such as reading, listening to music on headphones, talking on the phone, and going to do something quickly inside.

* Actively supervise while children are in water.


Water Watchers...



Safer
Kids


To make the *Water Watcher Tag*:

- Cut and fold the *Water Watcher Tag*, then glue the edges. Stop glue below the marked hole-punch circles.
- Punch a hole in each corner.
- Put the string or yarn through the holes and tie or cut out and add the Safer3 Pictures and beads or colored pasta before tying.




SAFER 3 Water Watchers...

- * Actively supervise while children are in water.
- * Avoid distractions such as reading, listening to music on headphones, talking on the phone, and going to do something quickly inside.
- * Enforce safer behaviors in and around water.
- * Are prepared to respond if an emergency arises.




SAFER 3 Water Watchers...

- * Actively supervise while children are in water.
- * Avoid distractions such as reading, listening to music on headphones, talking on the phone, and going to do something quickly inside.
- * Enforce safer behaviors in and around water.
- * Are prepared to respond if an emergency arises.




SAFER 3 Water Watchers...

- * Actively supervise while children are in water.
- * Avoid distractions such as reading, listening to music on headphones, talking on the phone, and going to do something quickly inside.
- * Enforce safer behaviors in and around water.
- * Are prepared to respond if an emergency arises.



SAFER 3 Water Watchers...

- * Actively supervise while children are in water.
- * Avoid distractions such as reading, listening to music on headphones, talking on the phone, and going to do something quickly inside.
- * Enforce safer behaviors in and around water.
- * Are prepared to respond if an emergency arises.



SAFER 3 Water Watchers...

- * Actively supervise while children are in water.
- * Avoid distractions such as reading, listening to music on headphones, talking on the phone, and going to do something quickly inside.
- * Enforce safer behaviors in and around water.
- * Are prepared to respond if an emergency arises.

Water Watcher

Tune: Frere Jacques (Are You Sleeping, Brother John?)

Water Watcher, (teacher)

Water Watcher, (student repeats)

Always watching. (teacher)

Always watching. (student repeats)

When I'm around the water, (teacher)

When I'm around the water, (student repeats)

To be a *Safer Kid*. (teacher)

To be a *Safer Kid*. (student repeats)

Water Watcher,

Water Watcher,

Now I'm a *Safer Kid*.

Now I'm a *Safer Kid*.

Just like *Timmy* told me,

Just like *Timmy* told me,

I'll be a *Safer Me*!

I'll be a *Safer Me*!

What Does a Water Watcher Need?

Cut out the pictures.
Sort the pictures into these two groups.

WATER WATCHERS NEED	WATER WATCHERS DO NOT NEED
